



### District Report Card: 2017


<b>State:</b> Haryana	<b>District:</b> Kurukshetra
<b>Class:</b> 3	<b>Subject:</b> Mathematics
<b>Schools:</b> 61	<b>Students:</b> 852


### Participation/Coverage


#### Students

<div>GENDER</div> <div></div>	Boys		Girls	
	Number	%	Number	%
	417	48.94	435	51.06

<div>AREA</div> <div></div>	Rural		Urban	
	Number	%	Number	%
	669	78.52	183	21.48

<div>CATEGORY</div> <div></div>	SC		ST		OBC		GEN	
	Number	%	Number	%	Number	%	Number	%
	399	46.83	1	0.12	340	39.91	112	13.15

<div>CWSN</div> <div></div>	LD	VI	HI	S&LD	ID	Oth
	2	1	1	0	4	0

<div>Management</div> <div></div>	Government		Government-aided	
	Number	%	Number	%
	796	93.43	56	6.57

### Average Performance of Students in Mathematics (%)

Overall	Gender		Area		Management		Social Group			
	Male	Female	Rural	Urban	Govt.	Aided	SC	ST	OBC	GEN
53.14	51.93	54.30	51.19	60.26	52.86	57.14	51.61	60.00	53.61	57.08

## Performance on Learning Outcomes (LOs)

Learning Outcomes	Description	Average Performance(%)
M301	Reads and writes numbers up to 999 using place value	39.26
M302	Compares numbers up to 999 based on their place values	64.20
M303	Solves simple daily life problems using addition and subtraction of three digit numbers with and without regrouping	45.03
M304	Constructs and uses the multiplication facts (up till 10) in daily life situations	51.41
M305	Analyses and applies an appropriate number operation in the situation/ context	49.06
M306	Explains the meaning of division facts by equal grouping/sharing and finds it by repeated subtraction	57.04
M309	Identifies and makes 2D-shapes by paper folding, paper cutting on the dot grid, using straight lines etc.	68.48
M311	Fills a given region leaving no gaps using a tile of a given shape	41.77
M312	Estimates and measures length and distance using standard units like centimeters or meters & identifies relationships	41.34
M317	Reads the time correctly to the hour using a clock/watch	65.38
M318	Extends patterns in simple shapes and numbers	46.57
M319	Records data using tally marks, represents pictorially and draws conclusions	69.01

Range of Performance of Students who Answered Correctly							
Below 30%		30% - 50%		50% - 75%		Above 75%	
Number	%	Number	%	Number	%	Number	%
136	15.96	234	27.46	338	39.67	144	16.90

### Lowest Performing Learning Outcomes (LOs)

- 1 - Reads and writes numbers up to 999 using place value (39.26)
- 2 - Estimates and measures length and distance using standard units like centimeters or meters & identifies relationships (41.34)
- 3 - Fills a given region leaving no gaps using a tile of a given shape (41.77)
- 4 - Solves simple daily life problems using addition and subtraction of three digit numbers with and without regrouping (45.03)
- 5 - Extends patterns in simple shapes and numbers (46.57)